


emFONE em-181

EMERGENCY LIFT TELEPHONE SYSTEM



PIXEL
TECHNOLOGIES

Technical DATA:

Input Voltage: 18V DC - 28VDC


Standby Current: Charging 0.35A / Charged 0.20A @ 18V DC

Operating Current: Charging 1A / Charged 0.31A @ 18V DC

EM 181 MU

Master Unit:

The master unit of the system provides battery backup for all connected stations.



EM 181 SK



Lift Intercoms:

The lift intercoms allow seamless communication with the remote call centre and other stations within the system.

EM 181 S



VITAL SAFETY EQUIPMENT

An emergency telephone is one of the most vital pieces of safety equipment used in an elevator. We have developed a reliable and easy to use product meeting all EU Lift Standards of EN-81, designed to maintain communication between a person in need of assistance and a service provider.

Built to comply with the new industry standards

AUSTRALIAN STANDARD:

AS 1735.19

EUROPEAN STANDARD:

EN 81-28/70

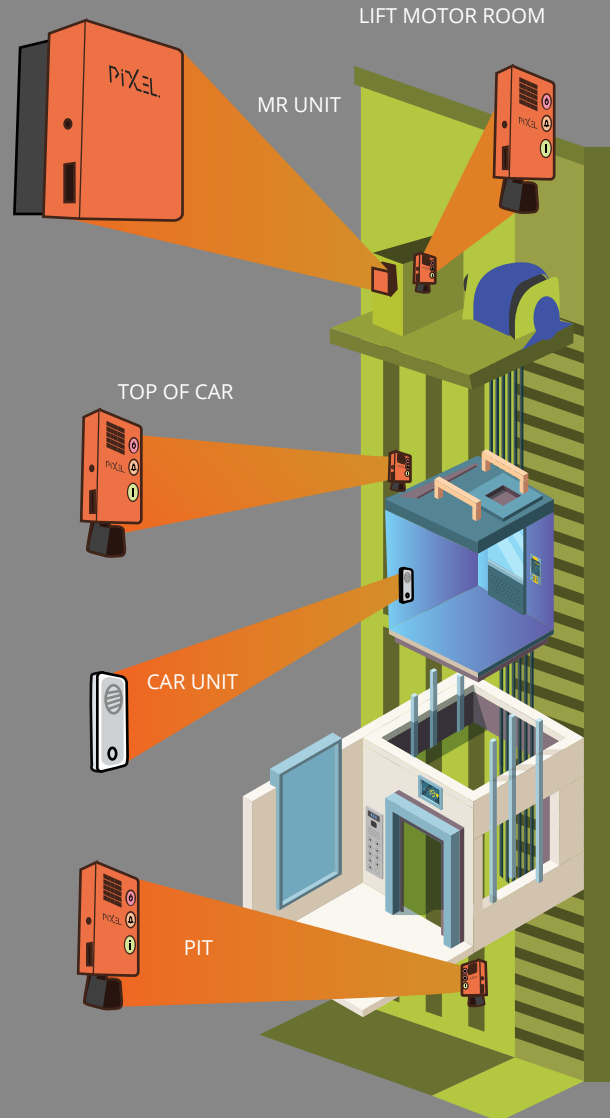
COMPACT & MODULAR DESIGN

The sophisticated, modern & compact design of the emFONE 181 system, allows both emergency and internal communications throughout a single lift. Supporting up to eight stations it provides users with a high-quality hands-free solution, be it from the motor room or MRL cabinet to the top of a car, in car and pit stations.

The em-181 has a built-in battery backup of up to 8 hours standby and 4 hours talk time in a typical installation.

Technical DATA:

Input Voltage: 18V DC - 28V DC, Data BUS: Peer to Peer Single Wire
Data BUS Length: 400M (max), Recommended cable: Beldin 8723
(2 x twisted shielded pair cable), Typical install max stations: 8 (addressable)



Technical DATA:

Operating Current: Page All-1A@18V, Alarm Call-0.31A@18V
Voice Message: Programmable Voice identification (16 Seconds Max)
Help Number: 8 Numbers (16 Digits Max), Alarm Filter input: Dry contact, Outputs: Open Collector 24V @ 100mA (Master) / 150mA (Station)



EASY CONNECTION & PROGRAMMING

The in-car station allows for a compact flush mount all in one design or external speaker and microphone mounting options. All stations include additional I/O ports allowing a secure connection to other peripherals such as elevator call buttons and LED call status notifications.

The robust and industry-proven peer to peer single cable interface (Data & Power) allows a maximum of 400 meters of cabling per lift without the loss of audio quality.

All programming functions and features are done by simply dialling into the master unit from a remote handset or mobile phone, and can also be updated via a SD card.

COMMUNICATION AND ALARMS

A simple page all system with direct callback capability can put any two stations into a two-way call, allowing direct communication between maintenance personnel.

The alarm button with filtering options will call the lift control centre, announcing a voice identification of the call. Up to 8 telephone alarm/maintenance numbers can be programmed for sequential dialling based on user settings.

Status notification LED's identify the call progress and identify lifts that have previously raised an alarm call. An external call back to the system will autoroute the call to the last station of where an alarm was raised.

Technical DATA:

Data Bus: Peer to Peer Single Wire, Data Bus Length: 400m (max),
Battery Type: 12V SLA 0.8Ah, Typical Battery Backup: 8 Hours
standby / 4 Hours operating, Operating Temp: 0deg c - 50deg c






eLiiOT MONITORING

Configurable monitoring options include connection to the eLiiOT (elevator industrial IoT) cloud monitoring system via an emFONE wireless gateway allowing direct system reporting via 4G or internet connectivity.

Other monitoring standards, such as the P100 protocol can also be selected.



CRITICAL BREAKDOWN ALERTS

The em-181 Master unit has an input for the connection of a Lift break down signal, when paired with eLiiIoT and the emFONE wireless gateway the end user or service provider will receive immediate alerts in the event of a lift breakdown. These alerts ensure you are always on top of any critical infrastructure breakdowns across your portfolio.



LIFT 1

LIFT 2

LIFT 3

LIFT 4



2 CALLS IN QUEUE



2 CALLS CONNECTED



EXPANDABLE CONNECTIVITY

The system can be expanded supporting up to 4 lifts from a single communication interface such as the emFONE EM-4GE/4L four line wireless gateway.



+61 3 8843 0700



www.pixeltechnologies.com.au
info@pixeltechnologies.com.au



Melbourne | Sydney
Brisbane | Singapore |
NZ/Pacific

© 2019 Pixel Technologies Pty Ltd
Supplier No. E5405

Proudly Designed & Manufactured in Australia for the World

Pixel Technologies assumes no responsibility for any errors that may appear in this publication.
All images are for illustration purposes only. Specifications are subject to change without prior notice.

Information correct at November 2019