

3

VISION



2D



Sill Light



BPL







Adapt 3

VSN3 247

PRODUCT SPECIFICATION



CODE: VSN3 247 *XX

Item	Detail	Comments
 2D	Generic offset beam technology	See Patents: EP1212506 GB2254916
Number of Beams	47 non-focused beams	See product outline
Number of LEDs	24	See product outline
LED Spacing	75mm	See product outline
 Adapt 3	3 dimensional detection	Switch selectable adaptive proximity sensor. Patent applied for.
 BPL	Beam Path Locator	Beam awareness system See Patent: GB2395474
 Sill Light	Trip hazard illuminator	Patent applied for.
Response Time	100 ms (nominal)	Relates to point of detection in scan cycle
Range of Detection	0 – 1800 mm	Dynamic installation only
Light Immunity	>100,000 lux	2D Feature
Angular Displacement	10°	
Alignment Tolerance	>10 mm vertical >10 mm horizontal	
Power Failure Mode	Door signals defaults to open status	Cable disconnect or break
Operating Voltage	24 volts (nominal) DC	18 volts min, 30 volts max DC
Current Consumption	130 mA Peak 90 mA Power save mode	Total both units
Environmental Protection	IP54	Conformal coated electronic components
Operating Temperature Range	-20°C to +70°C	
Storage Temperature Range	-40° to +80°C	
Unit Size	20mm x 30mm x *XX Height	*XX 01 = 2.02m 02 = 2.13mm
Cable Supplied	2 x 4m Lengths	Connects to short lead on RX & TX units
Case Material	Aluminium Alloy	Extrusion, Black Anodised
Cover (filter)	Infra-red transparent plastic	Extruded PVC
Installation Kit	Instructions Screws M4.0 x 20mm Qty 12 Washer M4.0 Qty 12 Washer M4.0 Qty 12 Cable Clips Qty 10 Drill Bit 3.6mm Qty 1	Thread Forming Plain Shakeproof
Packaging	Tube 100mm diameter	
System Markings	cULus, CE	EN12015, EN12016, EN81-70

